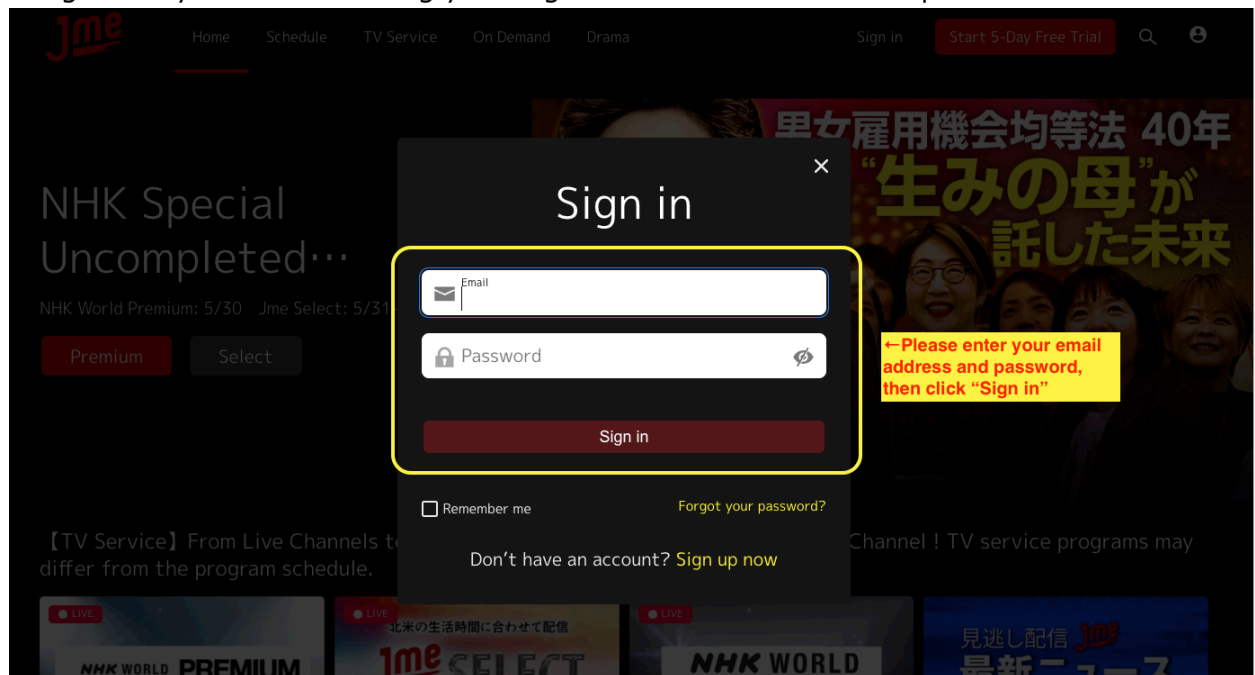


How to Change Plan

1. Go to <https://www.jme.tv> and click "Sign In" at the top right of the screen.



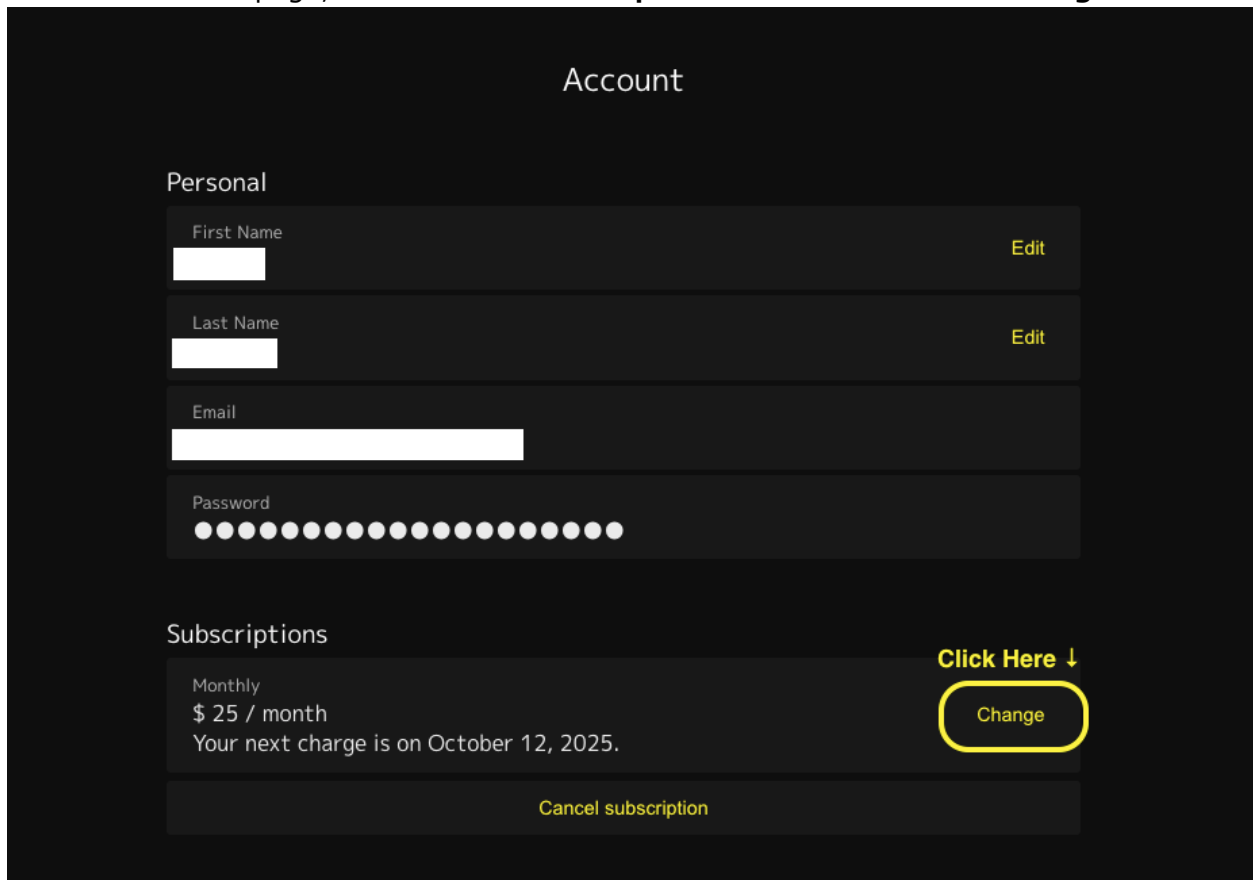
2. Sign in to your account using your registered email address and password.



3. Click the **person's icon** in the top right corner of the page to open the settings menu, then select **"Account."**



4. On the Account page, scroll to the **"Subscriptions"** section and click **"Change"**



5. On "Select Your Plan" page, choose your preferred plan and click "Continue"

Select Your Plan

Subscription

Prices are listed in US dollars

On Demand \$ 14.99 / month
(5日間無料トライアル) オンデマンドのみが楽しめる月間プラン (Start 5-Day Free Trial) A monthly plan for On Demand contents only

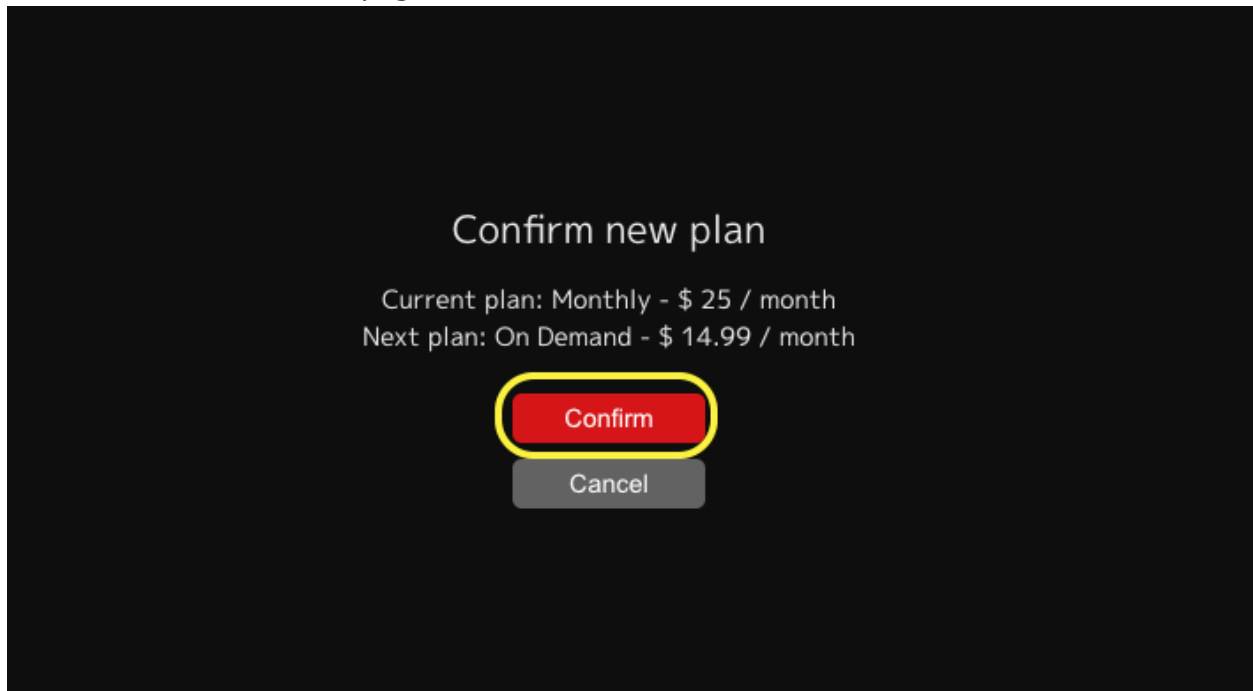
← Click your preferred plan.

Continue

← Click

5-Day Free Trial for a new subscriber who signs up on the website. You will be charged a subscription fee plus tax on a recurring basis after the free trial period. The subscription fee will vary on the billing date in Canada, depending on the exchange rate applied by your credit card company. If you use a promo code (website only), the free trial will not be available. If you choose to cancel, you will retain access to the service until the end of your current subscription period. Please note that all subscription fees are non-refundable. You may change your plan at any time; however, any plan changes will take effect at the start of your next billing cycle. (Note: If you change your plan during the free trial period, you will be immediately charged for the new plan.)

6. On "Confirm New Plan" page, click "Confirm"



7. If your plan successfully changed, the following message comes up. Click "OK"

